

Exterior Doors



Exterior Doors

One of the most effective ways to transform your home's exterior is choosing an attractive front door. Give your entryway a fresh look that leaves a lasting impression on your guests and neighbors!

Front doors are available in a range of styles to complement your home's aesthetic. With the vast selection of doors Landmark has to offer, you're sure to find the perfect exterior door to match your life and your style!

Painted Exterior Doors

Solid Panel & Transom Light Doors & Sidelights.....	1
1/4 Lite Glass Doors & Sidelights.....	2
3/4 Lite Glass Doors & Sidelights.....	4
Full Glass Doors.....	6

Stained Exterior Doors

Solid Panel Doors & Sidelights.....	7
1/4 Lite Glass Doors & Sidelights.....	8
3/4 Lite Glass Doors & Sidelights.....	9
Full Glass Doors & Sidelights.....	10

Other Exterior Doors

Patio Doors.....	11
Side & Rear Door Options.....	12

Privacy & Textured Glass.....	13
-------------------------------	----

Exterior Door Hardware

Thumb-Latch Options.....	15
Electronic Locks.....	16
8' Door Multi-Point Locking System Handlesets.....	19

Solid Panel & Transom Lite Doors



INCLUDED



S220



S4800



S236-FXG

Sidelight Options

Includes White, Flat Bar Grilles between the Glass (if selected)



100SL (Steel)




632SL-F-WH (Steel)

PAINTED EXTERIOR DOORS

1/4 Lite Glass Doors Craftsman Style (Raised Panel)

Includes Simulated Divided Lights Painted to Match Door (if selected)



S601SL-SDL

S605SL-SDL

S606SL-SDL

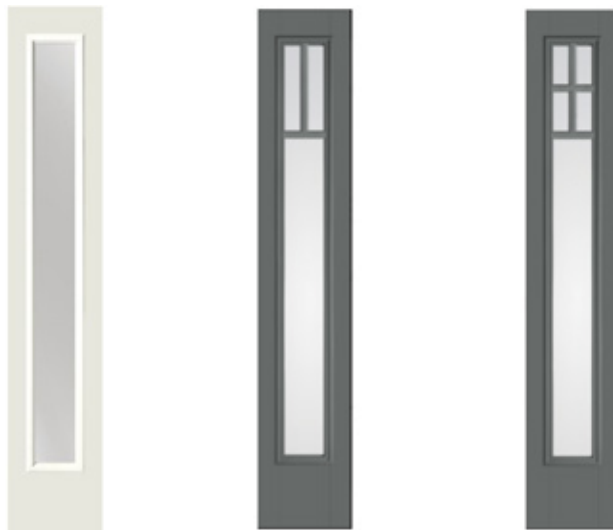
S607SL-SDL

S608SL-SDL

Sidelight Options

Commonly used with Craftsman Raised Panel Doors

Includes Simulated Divided Lights Painted to Match Door (if selected)



100SL (Steel)

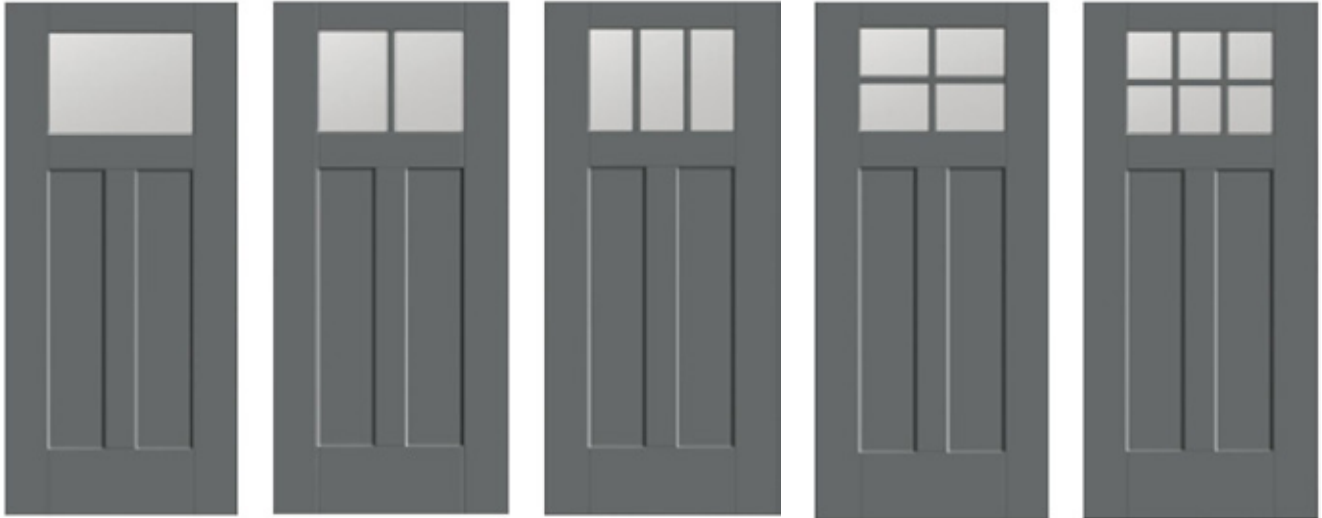
S606SL-SDL

S607SL-SDL

PAINTED EXTERIOR DOORS

1/4 Lite Glass Doors Craftsman Style (Flat Panel)

Includes Simulated Divided Lights Painted to Match Door (if selected)



S4810

S4812

S4813

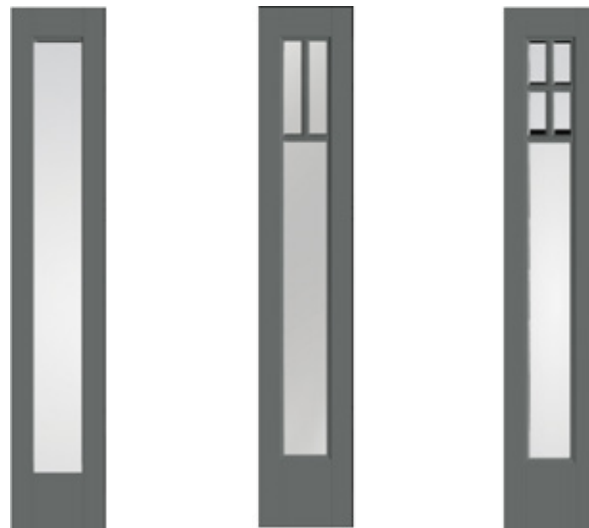
S4814

S4816

Sidelight Options

Commonly used with Craftsman Flat Panel Doors

Includes Simulated Divided Lights Painted to Match Door (if selected)



S2000SL

S2000SL-2C

S2000SL-4C

PAINTED EXTERIOR DOORS

3/4 Lite Glass Doors

Includes White, Flat Bar Grilles between the Glass (if selected)



S90

S92-GBGF

S1089-GBGF

S2101-GBGF

S2102-GBGF

S1400-GBGF

3/4 Lite Sidelight Options

Includes White, Flat Bar Grilles between the Glass (if selected)



S751SL

S82SL

S1089SL

S2101SL

S1400SL


PAINTED EXTERIOR DOORS

3/4 Lite Glass Doors

Includes Simulated Divided Lights Painted to Match Door



S2103



S2104

Sidelight Options

Includes Simulated Divided Lights Painted to Match Door (if selected)



S2103SL



S2104SL

Full Glass Doors

Contemporary Style

Includes Simulated Divided Lights Painted to Match Door



S5700-SDL



S5710-SDL



S5720-SDL



S685-SDL

Solid Panel Mahogany Grain Doors



FCM60



FCM220



FCM600

Sidelight Options

Includes Simulated Divided Lights Stained to Match Door (if selected)



FCM12101SL



FCM12102SL-RG

STAINED EXTERIOR DOORS

1/4 Lite Glass Doors

Craftsman Style Mahogany Grain Doors

Includes Simulated Divided Lights Stained to Match Door (if selected)



FCM601



FCM605



FCM606



FCM607



FCM608

Sidelight Options

Includes Simulated Divided Lights Stained to Match Door



FCM6125SL-SDL



FCM6126SL-SDL

STAINED EXTERIOR DOORS

3/4 Lite Glass Oak Grain Doors

Includes Simulated Divided Lights Stained to Match Door



FC766-2W2H-SDL



FC766-2W3H-SDL

Sidelight Options

Includes Simulated Divided Lights Stained to Match Door



FC32SL-1W2H-SDL*



FC32SL-1W3H-SDL*

*Sidelight images shown are not the exact product. Shown for grid placement representation only.

Full Glass Doors

Contemporary Style

Includes Simulated Divided Lights Stained to Match Door



FC5720-SDL



FC5710-SDL



FC5700-SDL



FC685-SDL

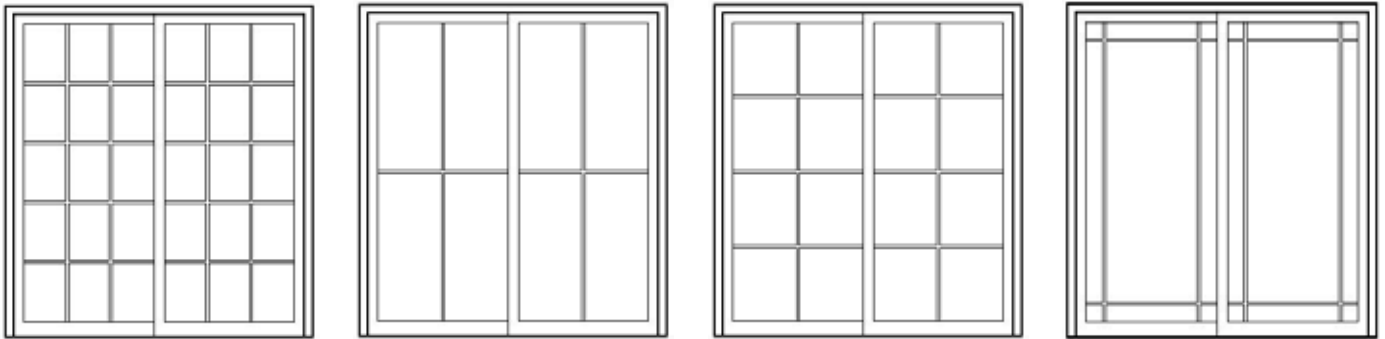
Patio Doors

Standard Patio Door - Included without Grids



Upgraded Finish Available with Black Exterior and White Interior

Patio Door Grid Pattern Options
(grids will match window grid pattern)



Upgraded Andersen Patio Door



Auxiliary Foot Lock



Side & Rear Door Options



Full Lite w/ Stile Lines



4 Lite 4 Panel



Half Lite 2 Panel



6 Panel

PRIVACY & TEXTURED GLASS



Reeded



Satin Etch

PRIVACY & TEXTURED GLASS



Chord



Chinchilla



Rainglass



Granite

Thumb-Latch Options

All Thumb-Latches are available in Aged Bronze, Antique Brass, Antique Pewter (not offered in Century Style), Matte Black, Satin Nickel

Addison



Camelot



Century



Plymouth



Schlage Touch™ Keyless Touchscreen Lever

Style: Camelot with Flair Lever

Finishes: Satin Nickel & Aged Bronze



Style: Century with Latitude Lever

Finishes: Satin Nickel, Matte Black, Aged Bronze



Product Information

- **BATTERY POWERED:** Operates with included 9V battery; avoid lockouts with dedicated low-battery indicator and jumpstart feature for backup access in case of battery failure
- **KEYLESS CONVENIENCE:** Use 2 pre-programmed codes for easy setup; store up to 19 codes for trusted friends and family; inside lever stays unlocked for easy exit; choose between auto-lock and unlock modes for customized convenience, keyless entry and security
- **WARRANTY:** Limited lifetime mechanical and finish warranty and 3-year electronics warranty, see Schlage warranty for full details
- **TOUCHSCREEN ACCESS:** Downlighting illuminates numbers, making it easy to enter your code in the dark; fingerprint-resistant touchscreen helps protect privacy of access codes

Schlage Encode Smart WiFi Deadbolt

Style: Camelot (paired with passage lock or thumb-latch of your choosing)

Finishes: Satin Nickel, Matte Black, Aged Bronze



Style: Century (paired with passage lock or thumb-latch of your choosing)

Finishes: Satin Nickel, Matte Black, Aged Bronze



Schlage Encode Smart WiFi Deadbolt

Style: Greenwich (paired with passage lock or thumb-latch of your choosing)

Finishes: Satin Nickel, Matte Black, Aged Bronze



Product Information

- **VOICE CONTROL:** Works with Amazon Alexa and Google Assistant for optional, hands-free convenience when paired with the Schlage Home app and a voice enabled device
- **PEACE OF MIND:** Lock and unlock from anywhere, manage up to 100 access codes for keyless entry, view lock history, receive customizable notifications and easily manage multiple locks at once - all when paired to the Schlage Home app and connected to a secure WiFi network
- **ANYWHERE ACCESS:** With built-in WiFi compatibility, you can easily and securely connect your Schlage Encode Deadbolt to your home WiFi network to control and monitor your home from anywhere with the Schlage Home app
- **WARRANTY:** Limited lifetime mechanical and finish warranty and 3-year electronics warranty, see Schlage warranty for full details
- **BATTERY-OPERATED:** Uses four AA batteries-included; up to six months of battery life with typical use; low-battery indicator on lock touchscreen and in Schlage Home app provides advance notice; one physical backup key included
- **COME AND GO WITH EASE:** Auto-lock conveniently relocks the door for you and has a variety of time delay options to choose from or can be turned off completely; One-touch locking from the exterior touchscreen makes locking up when leaving easy


PanoLock+ Multi-Point Lock Used On All 8' High Doors

Requires Either A Deadbolt or Thumbblatch Selection


Works with a wide variety of standard hardware, including electronic deadbolts.*

Use of multi-point locks has been limited due to high cost, difficult installation and operation, and the limitations of dedicated handleset hardware required for each lock offering. Not so with PanoLock®+.


An innovative system of adapters lets PanoLock+ work with a wide variety of off-the-shelf hardware. Both standard and smart locks. Brands like Schlage, Kwikset and more.



PanoLock+ Square Adapter.



PanoLock+ can work with a thumb press, lever or knob.



A. Tapered bolt.
Unlike other locks that tend to catch, PanoLock+'s tapered bolts engage easily, even when the door is out of alignment.

B. Adjustable roller strike.
Rollers lower operating force allowing the tapered bolt to gently snug the door panel against the weatherstrip.

Security. Performance. Standard.

Easy to live with.

A simple turn of the deadbolt operates both tapered bolts smoothly and the handle-set operates the handleset latch. Three points of secure contact. PanoLock+ is easy to live with, even after years of use.

Easy to work with.

PanoLock+ is flexible. Handing and swing can be set in the shop, reducing SKUs.

- No dedicated hardware required.
- No need for dedicated panels.
- No difficult installation.
- No expensive templates.

Tested and proven.

PanoLock+ has been extensively tested and proven to perform, even in severe conditions. PanoLock+ withstood winds up to 200 mph in structural testing.

- Operating torque/force tested as low as 2 in/lbs with select handle sets.
- Durability Cycle Testing Passed 100,000 cycles.
- Air Infiltration and exfiltration Tested to A2.
- Water Infiltration and Exfiltration Tested DP60 with Z-Articulating Cap sill.
- Impact/Forced Entry Resistance Tested Grade 40.



