



# *Garage Doors*


# INCLUDED GARAGE DOOR

## Included CHI Garage Door


NON-INSULATED STEEL, RAISED PANEL

### PANEL STYLE OPTIONS

LONG PANEL



SHORT PANEL




WHITE



ALMOND




SANDSTONE



BROWN



BRONZE



GRAY



DESERT TAN



BLACK

- 25 GAUGE-STEEL
- 1-SIDED STEEL
- NO INSULATION
- OPTIONAL WINDOWS AVAILABLE
- AVAILABLE COLORS: SOLID COLORS ONLY

**INCLUDED GARAGE DOOR**


## **Examples of Panel Styles**



## UPGRADED GARAGE DOORS

# Raised Panel CHI Insulated Door (R7.94)

- 25 GAUGE-STEEL
- 1-SIDED STEEL WITH VINYL BACK
- POLYSTYRENE INSULATION - 1 3/8" THICK
- AVAILABLE IN LONG OR SHORT PANEL STYLE
- OPTIONAL WINDOWS AVAILABLE
- AVAILABLE COLOR OPTIONS: SOLID COLORS & PAINTED WOODTONES



CLASSIC WOODGRAIN




MODERN WOODGRAIN



# UPGRADED GARAGE DOORS

## Raised Panel CHI Insulated Door (R9.65)

- 27 GAUGE-STEEL
- 2-SIDED STEEL SANDWICH
- POLYSTYRENE INSULATION - 1 13/16" THICK
- AVAILABLE IN LONG OR SHORT PANEL STYLE
- OPTIONAL WINDOWS AVAILABLE
- AVAILABLE COLOR OPTIONS: SOLID COLORS & ACCENT WOODTONES



CEDAR




MAHOGANY



DARK OAK



NATURAL OAK



CARBON OAK



DRIFTWOOD



WALNUT



# OPTIONAL WINDOWS FOR RAISED PANEL DOORS



NO INSERTS (COMPATIBLE WITH LONG & SHORT PANEL)



MADISON (COMPATIBLE WITH LONG PANEL ONLY)



STOCKTON (COMPATIBLE WITH LONG & SHORT PANEL)



STOCKTON ARCHED (COMPATIBLE WITH LONG PANEL ONLY)

# UPGRADED GARAGE DOORS

## Window Examples for Raised Panel Doors




# UPGRADED GARAGE DOORS

## Stamped Carriage Garage Doors

INSULATED STEEL, STAMPED PANEL

### PANEL STYLE OPTIONS

LONG PANEL



SHORT PANEL





# UPGRADED GARAGE DOORS

## Carriage Style Door (R7.94)

- 25 GAUGE-STEEL
- 1-SIDED STEEL WITH VINYL BACK
- POLYSTYRENE INSULATION - 1 3/8" THICK
- AVAILABLE IN LONG OR SHORT PANEL STYLE
- OPTIONAL WINDOWS AVAILABLE
- AVAILABLE COLOR OPTIONS: SOLID COLORS ONLY



BRONZE



GRAY



WHITE



ALMOND



DESERT TAN



BLACK



SANDSTONE




BROWN




# UPGRADED GARAGE DOORS

## Carriage Style Door (R9.65)

- 27 GAUGE-STEEL
- 2-SIDED STEEL SANDWICH
- POLYSTYRENE INSULATION - 1 13/16" THICK
- AVAILABLE IN LONG OR SHORT PANEL STYLE
- OPTIONAL WINDOWS AVAILABLE
- AVAILABLE COLOR OPTIONS: ACCENT WOODTONES



CEDAR




MAHOGANY



DARK OAK



NATURAL OAK



CARBON OAK



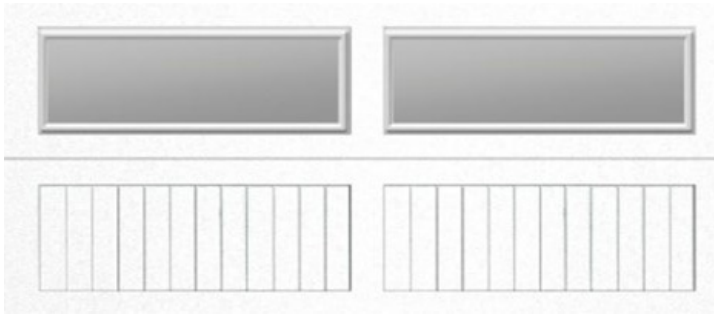
DRIFTWOOD



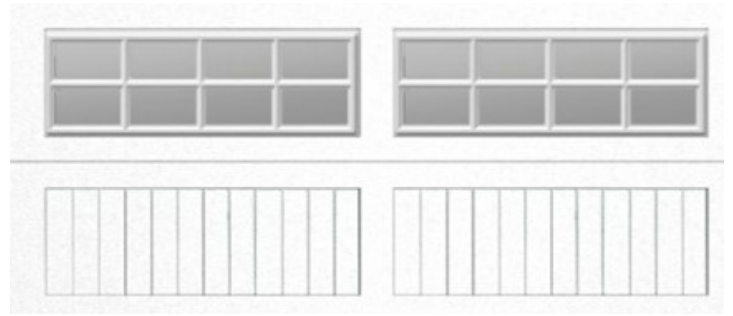
WALNUT



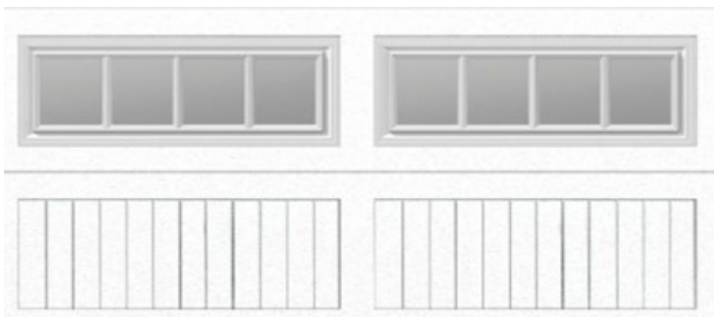
# OPTIONAL WINDOWS FOR CARRIAGE STYLE DOORS



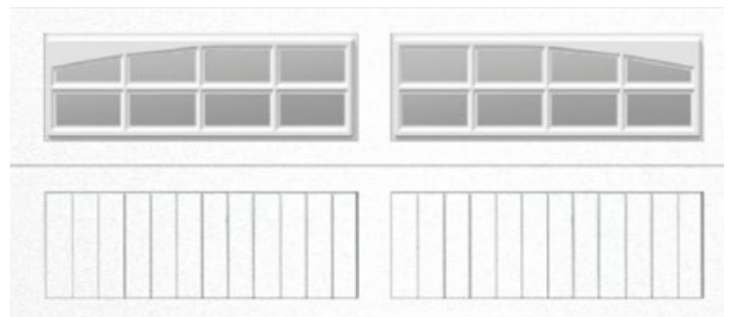
NO INSERTS (COMPATIBLE WITH LONG & SHORT PANEL)



STOCKTON (COMPATIBLE WITH LONG & SHORT PANEL)



MADISON (COMPATIBLE WITH LONG & SHORT PANEL)



STOCKTON ARCHED (COMPATIBLE WITH LONG & SHORT PANEL)

## Door Hardware Options



INCLUDED - SPADE



UPGRADE - WROUGHT IRON

# UPGRADED GARAGE DOORS

## Window Examples for Carriage Style Doors



# UPGRADED GARAGE DOORS



## Stamped Shaker Garage Door (R7.94)

INSULATED STEEL, STAMPED PANEL

- 25 GAUGE-STEEL
- 1-SIDED STEEL WITH VINYL BACK
- POLYSTYRENE INSULATION - 1 3/8" THICK
- OPTIONAL WINDOWS AVAILABLE
- AVAILABLE COLOR OPTIONS:  
SOLID COLORS & ACCENT WOOD TONES



### PANEL STYLE



WHITE



ALMOND



SANDSTONE




BROWN



DESERT TAN




BRONZE




GRAY



BLACK



CLASSIC  
WOODGRAIN



MODERN  
WOODGRAIN

# OPTIONAL WINDOWS FOR STAMPED SHAKER DOOR



NO INSERTS



MADISON



STOCKTON

# UPGRADED GARAGE DOORS

## Recessed Panel Garage Doors

INSULATED STEEL, RECESSED PANEL  
PANEL STYLE & COLOR OPTIONS

### LONG PANEL



WHITE



SANDSTONE



ALMOND

### RECESSED DOOR (R7.94)

- 25 GAUGE-STEEL
- 2-SIDED STEEL SANDWICH
- POLYSTYRENE INSULATION - 1 3/8" THICK
- AVAILABLE WITH WINDOWS
- AVAILABLE COLOR OPTIONS:  
SOLID COLORS ONLY



# OPTIONAL WINDOWS FOR RECESSED STYLE DOORS



MADISON (COMPATIBLE WITH LONG PANEL ONLY)



STOCKTON (COMPATIBLE WITH LONG PANEL ONLY)





# UPGRADED GARAGE DOORS

## Skyline Flush Garage Doors

INSULATED STEEL, FLUSH PANEL



### FLUSH GARAGE DOOR (R10.29)


- 27 GAUGE-STEEL
- 2-SIDED STEEL SANDWICH
- POLYSTYRENE INSULATION - 1 13/16" THICK
- OPTIONAL TINTED WINDOWS AVAILABLE (CAN BE PLACED ON THE LEFT OR RIGHT SIDE)
- AVAILABLE COLOR OPTIONS: SOLID COLORS & ACCENT WOODTONES

# UPGRADED GARAGE DOORS

## SOLID COLORS



## ACCENT WOODTONES



# GARAGE DOOR OPENERS

## Included Chain Driven Opener



### 1/2 HP AC CHAIN DRIVE WI-FI GARAGE DOOR OPENER

- MODEL 81650
- BUILT-IN WI-FI THAT ALLOWS FOR SMARTPHONE CONTROL WITH THE MYQ APP
- INDUSTRIAL-STRENGTH CHAIN DRIVE
- ENABLES CONVENIENT AND SECURE IN-GARAGE DELIVERY WITH AMAZON KEY

# GARAGE DOOR OPENERS

## Upgraded Belt Driven Opener



### 1/2 HP AC BELT DRIVE WI-FI GARAGE DOOR OPENER

- MODEL 81550
- BUILT-IN WI-FI THAT ALLOWS FOR SMARTPHONE CONTROL WITH THE MYQ APP
- ENABLES CONVENIENT AND SECURE IN-GARAGE DELIVERY WITH AMAZON KEY

## Upgraded Belt Driven Opener w/ Camera



### **1/2 HP ULTRA-QUIET BELT DRIVE SMART OPENER WITH CAMERA AND DUAL LED LIGHTING**

- MODEL 84505R
- BUILT-IN CAMERA WITH 2-WAY AUDIO COMMUNICATION & BUILT-IN WI-FI WITH THE MYQ APP
- LED LIGHT
- ULTRA-QUIET DC MOTOR WITH BELT DRIVEN SYSTEM
- ENABLES CONVENIENT AND SECURE IN-GARAGE DELIVERY WITH AMAZON KEY

# INCLUDED KEYPAD





